

FUN:BIKES

LET THE FUN BEGIN

Wiring system for a Chaos 1000W Control Box *Pre-2017*

This is a simple guide, intended for Funbikes Customers who have purchased the Chaos Scooter, It contains instructional steps on how to check the wiring system, and includes images to aid you in the process.



Wiring system for a Chaos 1000W Control Box *Pre-2017*

This guide explains how to check the wiring system.

What product does this guide apply to?

- Chaos 48 Volt 1000w Electric Scooter Powerboard
- Chaos 48 Volt 1000w Electric Scooter Big Wheel Powerboard




Labelled Charge

Control Box Side

Pink & Black

Joining Wire

Brown & Black




Labelled Power Switch

Control Box Side

Peach & Red/Blue

Joining Wire

Brown & Blue




Labelled Sport

Control Box Side

Yellow & Brown

Joining Wire

Green & Yellow




Labelled Brake

Control Box Side

Purple & Blue/Red

Joining Wire

2 Blue & 2 Red




Labelled Throttle

Control Box Side

White & Blue & Red

Joining Wire

Grey & Blue/White & Red




Labelled Indicator

Control Box Side

Black & Blue/Pink

Joining Wire

Grey & Green



FUN:BIKES

WWW.FUNBIKES.CO.UK

**Follow FunBikes
for Updates**



**If you require more assistance, please feel
free to contact us:**

Telephone- 01664 498 642

Email- tech@funbikes.co.uk

